



## Download eBooks and eAudiobooks with OverDrive Read and OverDrive Listen


OverDrive Read and OverDrive Listen are great ways to read and listen to eBooks and eAudiobooks from OverDrive! **No special software is required – just a web browser and a computer or tablet!** OverDrive Read works best with PC and Mac computers using Google Chrome or Safari, and also many tablets and smartphones, and will sync between devices.

### How to check out eBooks using OverDrive Read:

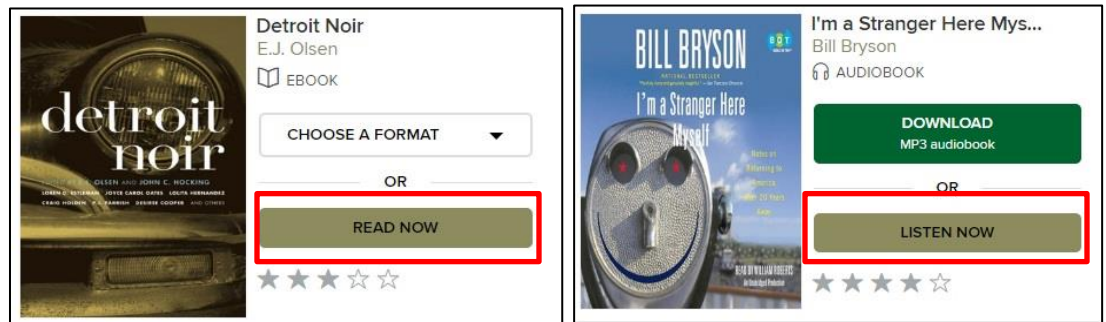
1. In a web browser go to our OverDrive site at <http://mlc.overdrive.com>.
2. Near the upper right, click **Sign In**. If **Sign In** isn't displayed click the **Menu icon**  then click **Sign In**. Select **Warren Public Library** from the dropdown menu. Enter your Library card number. Click **Sign In**.
3. Click the **Search icon**  at the top of the page to search for a book by title, author, or narrator. After a search, to narrow your results to just **OverDrive Read** titles use the **eBook filter** (under **Filters** or on the left-side menu) and select **OverDrive Read**. To narrow your search to **OverDrive Listen** titles under **Audiobooks** select **OverDrive Listen audiobook**. Click the title of the book you wish to checkout.



4. To check out your book, click **Borrow**. Your book will be checked out to you. You can select a different checkout length (7, 14, or 21 days) by clicking the down-arrow next to Borrow.
  - **Holds:** If a book is not currently available to be checked out, instead of saying "**Borrow**" it will say "**Place a Hold**". To put an item on hold, click the "**Place a Hold**" button. If this is your first time using OverDrive you will need to enter your email address in the boxes where indicated. You will get an email when the item is available to be checked out, and will have 72 hours from when the email is sent to checkout and download your hold.

5. Click the **Loans icon**  at the top of the page to see items you have checked out. Locate the item that you wish to read or listen to.

6. To read an eBook, click **Read Now**. To listen to an eAudiobook, click **Listen Now**. Your eBook or eAudiobook will open in a new web browser tab.



- 7. To view your eBook or eAudiobook later, save it as a Bookmark in your web browser, or access it again from the **Loans** page of your OverDrive account.

### OverDrive Read Tips

- You still have the option to download eBooks in a different format after checking it out in the OverDrive Read format.
- OverDrive items can be checked out for 7, 14, or 21 days. To change the default length of your checkouts, in the OverDrive website click the **Loans** icon then **Settings**.
- You can easily see if an item is available by looking at the message above the book's cover. If the item can be checked out it will say **Available**. If it needs to be placed on hold it will say **Wait List**.

