

How to Download OverDrive eBooks to an iPad, iPhone, or iPod Touch

Warren Public Library

You will need:

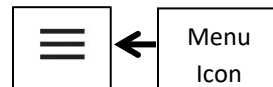
- A Warren Public Library Card
- An iPad, iPhone, or iPod touch
- An Internet connection

Download the OverDrive App


1. Using the Apple App Store, find and download the free **OverDrive – Library eBooks and Audiobooks** app.

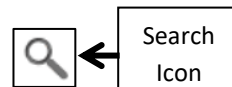
Authorize and Setup the OverDrive App


2. Open the **OverDrive** app. You will be prompted to create an OverDrive account. Tap **Sign up**, and then select **Sign up using library card**.
3. At the **Find Your Library** screen search by entering your Warren Public Library branch or search by your zip code. Select your Warren Public Library branch.
4. At the **Sign into Your Library** screen select **Warren Public Library** from the drop-down list and enter your library card number. Tap **Sign In**.
5. To go to the OverDrive website to check out items tap the **Menu icon** in the upper-left and select **Midwest Collaborative for Library Services**.



Search, Checkout, and Download eBooks

6. At the OverDrive website, tap **Sign In**. If **Sign In** isn't displayed click the **Menu icon**  then click **Sign In**. Select **Warren Public Library** from the dropdown menu. Enter your library card number. Click **Sign In**.
7. Tap the **Search icon**. In the search box enter the title or author you are looking for. Apple devices through the OverDrive app use eBooks in the **EPUB** format and eAudiobooks in the **MP3** format.
8. Tap the title of the book you wish to checkout. To check out your item, tap **Borrow**. The item will be checked out to you. You can modify the checkout length (7, 14, or 21 days) by clicking the down-arrow next to **Borrow**.
 - **Holds:** If an item is not currently available to be checked out, instead of saying "**Borrow**" it will say "**Place a Hold**". To put an item on hold, tap the "**Place a Hold**" button. If this is your first time using OverDrive you will need to enter your email address in the boxes where indicated. You will get an email when the item is available to be checked out, and will have 72 hours from when the email is sent to checkout and download your hold.



9. Click the **Loans icon**  at the top of the page to see items you have checked out.
10. At the **Loans** screen you will see a list of checked out items that can be downloaded to the OverDrive app. For an eBook, tap **Choose a Format**, then **EPUB eBook**. For an audiobook, choose **Add to App MP3 Audiobook**. The item will be downloaded directly to the **OverDrive** app.

11. To open your item, tap the **Menu icon** in the upper-left and then **Bookshelf**. Tap the cover of the item to read your eBook or listen to your eAudiobook.
12. To return to the OverDrive app from within an eBook, tap the center of the screen, then tap the menu icon in the upper-left, then tap **Bookshelf**. To return to the OverDrive app from within an eAudiobook, tap the menu icon in the upper-left, then tap **Bookshelf**.
13. To return an item early, from the Bookshelf screen press and hold on the item then click **Return to Library**.
14. To get more items, tap the **Menu icon** and then under **My Libraries** choose **Midwest Collaborative for Library Services**.

iPad/iPhone/iPod Touch Tips

- To find items that are immediately available for checkout, tap **Search** and then **Advanced**. From the **Advanced Search** form, select **EPUB eBook** or **MP3 Audiobook** from the **Formats** dropdown menu. From the **Availability** dropdown menu select **Available Now**. Tap **Search**.

- The default checkout length for items is 14 days. To change the length of your checkouts, in the OverDrive website tap the **Loans** icon then **Settings**. Change the options in **Lending Periods** for either 7, 14, or 21 days.
- The OverDrive app uses the EPUB format. However, if you have the Amazon Kindle app on your device, you can also use Kindle format eBooks through OverDrive.
- OverDrive has the following checkout and hold limits:
 - 10 items checkout at any time
 - 10 items on hold at any time
- For help, visit or call any branch of the Warren Public Library, or visit <http://help.overdrive.com>