

How to Download eBooks and eAudiobooks to an Android Smartphone or Tablet

Warren Public Library

You will need:

- A Warren Public Library Card
- An Internet connection
- An Android Smartphone or Tablet

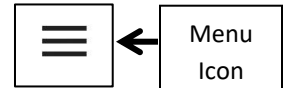
Note: The following steps may be slightly different depending on the version of Android your device is running.

Download the OverDrive App


1. Using the **Google Play** app, search for and download the free **OverDrive** app.

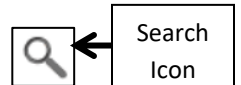
Authorize and Setup the OverDrive App

2. Open the **OverDrive** app. You will be prompted to create an OverDrive account. Tap **Sign up**, and then select **Sign up using library card**.
3. At the **Find Your Library** screen search by entering your Warren Public Library branch or search by your zip code. Select your Warren Public Library branch.
4. At the **Sign into Your Library** screen select **Warren Public Library** from the drop-down list and enter your library card number. Tap **Sign In**.
5. To go to the OverDrive website to check out items tap the **menu icon** in the upper-left and select **Midwest Collaborative for Library Services**.




Search, Checkout, and Download eBooks

6. At the OverDrive website, tap **Sign In**. If **Sign In** isn't displayed click the **Menu icon**  then click **Sign In**. Select **Warren Public Library** from the dropdown menu. Enter your library card number. Click **Sign In**.
7. Tap the **Search icon**. In the search box enter the title or author you are looking for. Android devices through the OverDrive app use eBooks in the **EPUB** format and eAudiobooks in the **MP3** format.
8. Tap the title of the book you wish to checkout. To check out your item, tap **Borrow**. The item will be checked out to you. You can modify the checkout length (7, 14, or 21 days) by clicking the down-arrow next to **Borrow**.



- **Holds:** If an item is not currently available to be checked out, instead of saying "**Borrow**" it will say "**Place a Hold**". To put an item on hold, tap the "**Place a Hold**" button. If this is your first time using OverDrive you will need to enter your email address in the boxes where indicated. You will get an email when the item is available to be checked out, and will have 72 hours from when the email is sent to checkout and download your hold.

9. Click the **Loans icon**  at the top of the page to see items you have checked out.

10. At the **Loans** screen you will see a list of checked out items that can be downloaded to the OverDrive app. For an eBook, tap **Choose a Format**, then **EPUB eBook**. For an audiobook, choose **Add to App MP3 Audiobook**. The item will be downloaded directly to the **OverDrive** app.
11. To open your item, tap the **Menu icon** in the upper-left and then **Bookshelf**. Tap the cover of the item to read your eBook or listen to your eAudiobook.
12. To return to the OverDrive app from within an eBook, tap the center of the screen, and then tap the **left arrow** in the upper-left hand corner. To return to the OverDrive Media Console app from within an eAudiobook, tap the **left arrow** in the upper-left hand corner.
13. To return an item early, press and hold on the item then click **Return to Library**.
14. To get more items, tap the **Menu icon** and then under **My Libraries** choose **Midwest Collaborative for Library Services**.

Android Tips

- To find items that are immediately available for checkout, tap **Search** and then **Advanced**. From the **Advanced Search** form, select **EPUB eBook** or **MP3 Audiobook** from the **Formats** dropdown menu. From the **Availability** dropdown menu select **Available Now**. Tap **Search**.
- OverDrive items can be checked out for 7, 14, or 21 days. To change the length of your checkouts, in the OverDrive website tap the **Loans icon** then **Settings**.

Advanced Search

Title <input type="text"/>	Date added All dates ▼
Author <input type="text"/>	Formats EPUB eBook ▼
Subjects All subjects ▼	Languages All languages ▼
Availability Available now ▼	ISBN <input type="text"/>
Audience All audiences ▼	SEARCH

- The OverDrive app uses eBooks in the EPUB format. However, if you have the Amazon Kindle app on your device, you can also use Kindle format eBooks through OverDrive. Items downloaded this way will be sent to and read on the Kindle up on your phone.
- OverDrive has the following checkout and hold limits:
 - 10 items checkout at any time
 - 10 items on hold at any time
- For help, visit or call any branch of the Warren Public Library, or visit <http://help.overdrive.com/>